




Welcome to Burleigh Reception What is EYFS?






Burleigh Staff

- Head Teacher – Mr Norman
- Deputy Head Teacher- Miss Maxwell
- Early Years Leader- Miss Smith
- Reception Teachers – Miss Smith, Mrs Aiton and Mrs Marino
- Reception TAs – Mrs Carr, Mrs Sagir and Mrs Taylor




This PowerPoint is....

- ▶ To help you to understand the curriculum that your child will be covering in Reception.
- ▶ To understand how we teach in order to cover the requirements of the curriculum.
- ▶ To help you to understand our form of assessments and Learning Journals.
- ▶ To identify the key ways in which you can help your child at home and in school.



What is the Early Years Foundation Stage?

- ▶ The Early Years Foundation Stage (E.Y.F.S.) is the stage of education for children from birth to the end of the Reception year.
- ▶ It is based on the recognition that children learn best through play and active learning.



Reception Timetable

- Early work/ Fine motor skills
- Phonics groups
- Snack
- C.H.I.L – inside and outside
- Maths
- Lunch
- Topic
- C.H.I.L- inside and outside
- Story / songs
- Home Time



Routines and Procedures



- Uniform- all named please
- Outdoor – coats, wellies, sun cream, hats
- Water bottles – named and water only, no juice
- Book Bag brought to school every day
- Hair – tied back
- Jewellery - small studs only
- Medical – anything we need to know
- Collecting children at home time
- Dinners



What is the EYFS?

✚ Early Years Foundation Stage is the National Curriculum for children in Nursery and Reception.

✚ There are 3 Prime areas of learning:

- Communication and Language.
- Physical Development.
- Personal Social and Emotional Development.

✚ There are 4 Specific areas of learning:

- Literacy
- Mathematics
- Understanding the World
- Expressive Arts and Design

✚ All areas of learning are reflected inside and outdoors



PSED

Personal, Social and Emotional Development

- ✚ Making friends
- ✚ Learning rules
- ✚ Learning daily routines
- ✚ Learning about other cultures and respect
- ✚ Understanding boundaries
- ✚ Making good relationships with adults



PSED - How can you help?

- ✚ You can help by encouraging your child to use the toilet independently, wash their hands.
- ✚ Put on and fasten their coats, clothes and shoes.
- ✚ Eat with a knife and fork.
- ✚ Playing games which encourage sharing and turn taking will help your child to build their social skills.



PD

Physical Development

- Gross and fine motor skills
- ✚ Malleable resources (play dough and construction kits)
- ✚ Fasten shoes and coats
- ✚ Outdoor area, climbing frame
- ✚ Pencil control



Physical Development

How can you help?

- + Give children time to run, jump, climb and play outdoors.
- + Encourage children to take part in activities such as building, drawing, threading beads, or filling and emptying containers in the water.



CL

Communication and Language



Stories



Speaking



Listening



Role play






Singing



CL – How you can help?


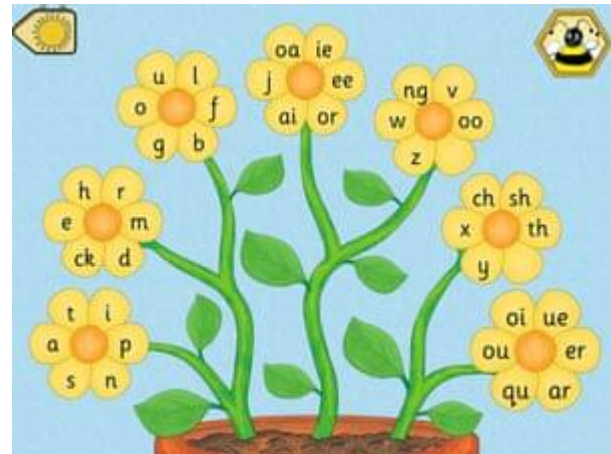
- ✚ Singing songs and nursery rhymes
- ✚ Taking time to listen to them talking about things they've done and answering their questions.
- ✚ Share books together everyday.
- ✚ Visit the library for story sessions.
- ✚ Asking for well-known stories to be retold in your child's own words.



L - Literacy



Reading and Writing

- ✚ Phonics (Letters and Sounds)
- ✚ Recognising and writing own name
- ✚ Key reading and writing words
- ✚ Reading books and labels
- ✚ Independent mark-making.



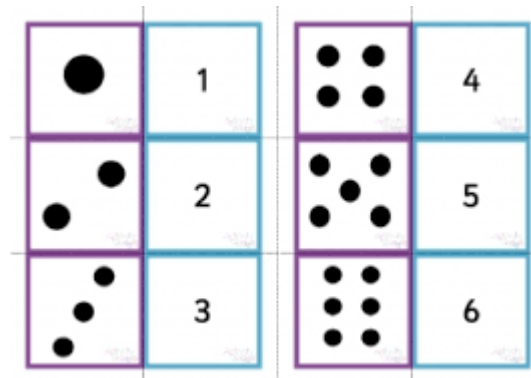

Literacy – How can you help?

- ✚ Encourage formation of lower case and capital letters to write name and all letters of the alphabet.
 - ✚ Reading a range of books (stories, information books, newspapers, magazines, comics etc), encouraging your child to join in and talk about books.
 - ✚ Read daily and write comments about your child's reading in their school reading diary.
- Teach the letter 'sounds' known as phonemes to blend words together.



M - Mathematics


- ✚ Counting
- ✚ Subitising up to 5 (recognising quantities without counting)
- ✚ Recognising and ordering numbers to 10
- ✚ Number bonds to 10
- ✚ Patterns within number e.g. even and odd
- ✚ Shape
- ✚ Measuring



Number Bonds to 10		
$\begin{array}{c} 10 \\ \swarrow \quad \searrow \\ 0 \quad 10 \end{array}$ $\begin{array}{l} 0 + 10 = 10 \\ 10 + 0 = 10 \\ 10 - 0 = 10 \end{array}$	$\begin{array}{c} 10 \\ \swarrow \quad \searrow \\ 1 \quad 9 \end{array}$ $\begin{array}{l} 1 + 9 = 10 \\ 9 + 1 = 10 \\ 10 - 1 = 9 \\ 10 - 9 = 1 \end{array}$	$\begin{array}{c} 10 \\ \swarrow \quad \searrow \\ 2 \quad 8 \end{array}$ $\begin{array}{l} 2 + 8 = 10 \\ 8 + 2 = 10 \\ 10 - 2 = 8 \\ 10 - 8 = 2 \end{array}$
$\begin{array}{c} 10 \\ \swarrow \quad \searrow \\ 3 \quad 7 \end{array}$ $\begin{array}{l} 3 + 7 = 10 \\ 7 + 3 = 10 \\ 10 - 3 = 7 \\ 10 - 7 = 3 \end{array}$	$\begin{array}{c} 10 \\ \swarrow \quad \searrow \\ 4 \quad 6 \end{array}$ $\begin{array}{l} 4 + 6 = 10 \\ 6 + 4 = 10 \\ 10 - 4 = 6 \\ 10 - 6 = 4 \end{array}$	$\begin{array}{c} 10 \\ \swarrow \quad \searrow \\ 5 \quad 5 \end{array}$ $\begin{array}{l} 5 + 5 = 10 \\ 10 - 5 = 5 \end{array}$

Mathematics– How can you help?

- ✚ Counting, adding and subtracting anything and everything - socks, cars, shopping, cutlery, fingers and toes!
- ✚ Talk about the shapes you can see in the environment
- ✚ Comparing things which are heavy and light or long and short
- ✚ Pointing out numbers all around
- ✚ Singing counting songs and rhymes



EAD

Expressive Arts and Design

- ✚ Role play
- ✚ Art
- ✚ Painting
- ✚ Drawing
- ✚ Dance
- ✚ Music
- ✚ Singing
- ✚ Story
- ✚ Imagination

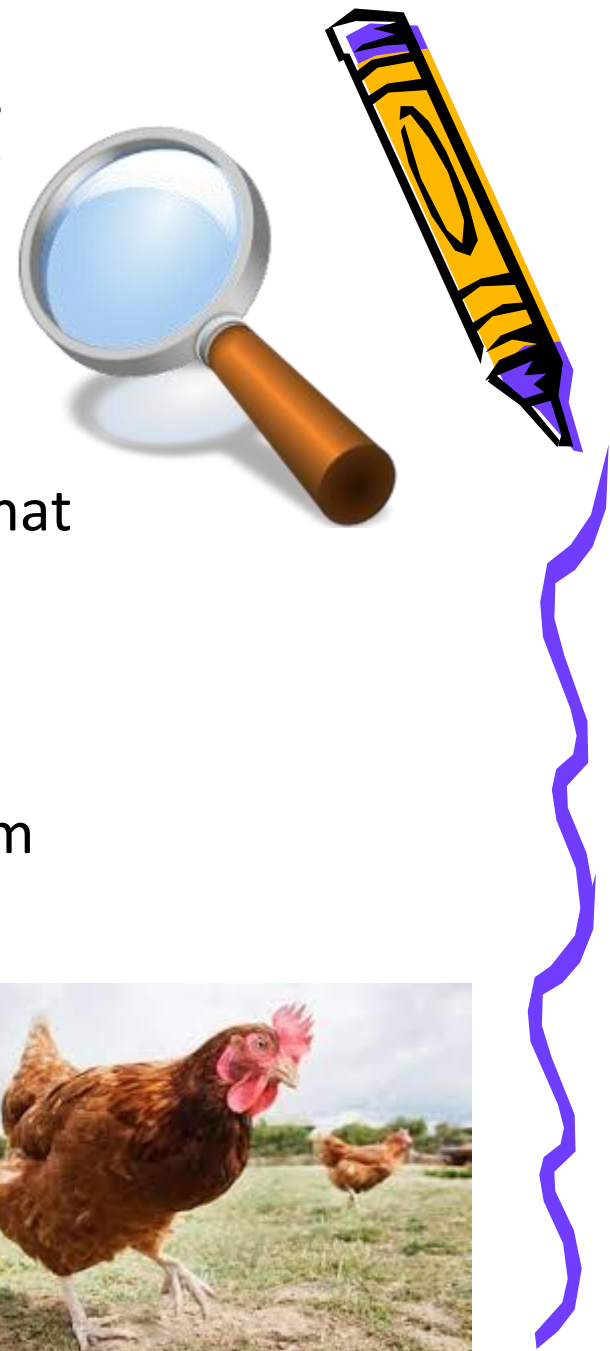


Expressive Arts and Design– How can you help?

- ✚ Talk with your child about their imaginative play and join in if possible!
- ✚ Encourage them to be flexible in their thinking and use of materials and praising them for their efforts or ideas as well as the end product
- ✚ Singing songs



UW - Understanding the World




- ✚ Exploring and investigating
- ✚ Learning about other cultures, places, things that happened in the past and living things
- ✚ Learning about similarities and differences
- ✚ Learning about their local area
- ✚ Learning about the lives of people around them
- ✚ Outdoor area



Understanding the World – How can you help?

- ✚ Talk with your child about the places they go and things they see in the world around them
- ✚ Answering and asking questions - what if...? Why do you think...? How did you...?
- ✚ Letting children join in with everyday activities - washing up, cooking, shopping, helping in the garden...



My Learning Journal

Child Initiated Learning


This is me




Teacher: Miss Smith

Burleigh Primary School Reception
Class 2023-2024

A Moment from Home





P.E



- P.E. will be on a Thursday afternoon. On this day your child should come to school wearing their PE kit.
- All jewellery needs to be removed and trainers or plimsolls should be worn. Please ensure trainers are velcro and not laces.



Weekly Newsletter



Burleigh Primary School
www.burleighschool.co.uk
September 28, 2018

Foundation Stage Newsletter

Our Learning

We have been

- Coming in independently
- Continuing to make friends
- Continuing to learn about our classroom and our outside area
- Enjoying our lunch and lunchtime routines
- Counting, recognising and ordering numbers to 10.
- Rhyming words
- Recognising and practising writing our names
- Learning the sounds s, a, t, p

PE

Please make sure all of your child's PE kit is **named**. Please remember that hoop earrings are not part of the school uniform. Studs only should be worn. These will also need to be removed on a PE day.

Our PE day is Thursday.

It is best to keep PE kits in school; we will send them home every half term for a wash.

Thank you

Miss Smith, Mrs ~~Atton~~ and Mrs Marino

News

Phonics Books

This week you will find a phonics book in your child's book bag. This will have the sounds we have learned each week. Please practise saying and writing these sounds each day. Please make sure the phonics books are kept in book bags and brought into school each day.

Reminder - Naming clothing

Please can we remind you to label **ALL** of your children's **clothing**. We have already had new cardigans / jumpers go missing, and without any names in, it can be impossible to relocate them.

Photos for next week

Please could you bring in on Monday a family photo and a picture of your child when they were a **baby**. As our topic is 'All About me' we will be focussing on our families and how we have changed.

Please make sure these are in a **named** envelope.

Homework

This week's homework is


To talk about their week at school.

- Who are their friends?
- What did they enjoy doing?
- Practise the sounds in their phonics books.



Burleigh Primary School

Blackbourn Lane, Cheshunt, Herts, EN8 9DP,
0208 395 6666



Communicating with you.



You can click on this link to download the app

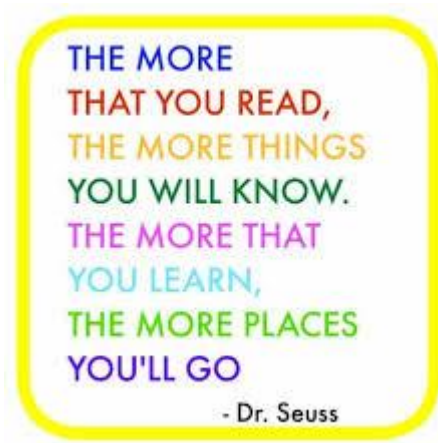
<https://login.schoolgateway.com/0/auth/login>



Date for Diaries

Reading Meeting - Wednesday 23rd
October 2:30pm

All you need to know to help support
your child to read at home



Thank you for your time today.

