







Mnemonics for Spelling EYFS and KS1


© Lesley Clarke 2021

MP3 Songs saved in phonics/spelling/spelling mnemonics/ Mnemonicimages&songs






Reception





	<u>Spelling</u>	<u>Mnemonic</u>	<u>Image/ Song</u>
Autumn 2	I	Teach as a letter name. Children can identify that names start with a capital letter, so you could tell them I is a bit like a name.	I
	no	Octopus likes to tickle people, but he has so many tentacles it's too tickly. We have to say 'no (point to 'n') octopus (point to 'o').	no 
	go	When we told octopus to stop tickling people, he didn't so we have to say 'go (point to 'g') octopus (point to 'o').	go 
	to	'Ticklish Octopus'	t 
	do	If you know how to spell 'to', you know how to spell 'do'	to do
	the	'the is t-h-e (names of letters), the is t-h-e, the is t-h-e, the is t-h-e.' Sing to tune of Lou Lou,	Skip to My Lou. MP3 of song provided.
	Spring 1	a	Teach as a letter name
is		Decodable HFW	/

	his	His mum says his has an 's' and not 'zz'.	<p>His mum says...</p> <p>His has an s and not zz.</p> 
	has	Decodable HFW - link 's' to mnemonic above	/
Spring 2	he	Teach as rhyming set, sounding first letter and using name /ee/ for 'e'.	<p>he</p> <p>she</p> <p>we</p> <p>me</p> <p>be</p> <p>MP3 of song provided.</p>
	she		
	we	Use magnetic letters to swap first sound. Use a red 'e' if you can, as it's the tricky bit of each word.	
	me		
be	OR: Song (tune: Farmer's in his Den): He, she, we, me ,be He, she, we, me ,be He, she, we, me ,be Have just one e.		
Summer 1	are	Song (tune of Frere Jacques). Bold words loud. Are you pirates? Are you pirates? Yes we are, yes we are, If you are, sing with me, a-r-e, a-r-e a-r-e, a-r-e	<p>are</p> 
	her	Song: (tune: 'Do you know the muffin man?') Her is spelled h-e-r, h-e-r, h-e-r Her is spelled h-e-r, h-e-r. (use letter names)	MP3 of song provided.
	all	Song (tune: 3 Blind Mice) a-l-l, a-l-l That spells all That spells all a-l-l, a-l-l, a-l-l That spells all.	MP3 of song provided.
	they	they eat you (monsters)	 <p>th_{ey} e_{at} y_{ou}</p>

	my	my my magical yogurt (rap)	my my m _{agical} y _{oghurt}	
Summer 2: Revise all spellings				

Year 1

	Spelling	Mnemonic	Image/ Song
Autumn 1	looked -ed	Teach as part of teach -ed	looked -ed MP3 provided
Autumn 2	was	Learn rhyme: 'After a /w/ sound, 'a' says /o/'. Then segment.	was
	said	'said needs aid' (cover up the 's' as you say 'aid'). The faces in the 'a' & 'd' have cuts. The 'i' is a nurse who is giving first aid.	
	you	You is y-o-u, You is y-o-u, You is y-o-u, you, you, you (whilst pointing at other people)	MP3 provided
	your	If you know how to spell 'you', you know how to spell 'your'	your
	were	Sing to the tune of Twinkle Twinkle Little Star (using names of letters):	were
	there	Were is w-e-r-e	there 
	where	There is t-h-e-r-e Add on	here
	here	'here is h-e-r-e' 'where is w-h-e-r-e'	where MP3 of song is provided.
Spring 1	like	Segment the word. To help them remember which grapheme to use for /ie/, the 'i' and the 'e' have been turned into people who are holding hands (as we do for split digraphs). Say the 'i' and 'e' are friends who 'like' each other.	
	little	little insects talk to little elephants	l i t t l e <small>little insects talk to little elephants</small> 
	of/ off	Song - (tune: Baa baa) Of has one f Off has 2 Of has one f Off has 2	MP3 of song provided. of off 







	by	If you know how to spell 'my', you know how to spell 'by'	my by
	today	Say as it's written: to-day	to/day
	love	Say the letters in a loving voice	 l - o - v - e
Spring 2	ask/ asked	Identify that the 'a' is ticking you. 'a'	ask asked
	some	<u>some</u> octopuses make envelopes	s o m e <small>some octopuses make envelopes</small> 
	come	<u>come</u> on make envelopes (the hard working octopuses talking to the octopuses who are doing nothing!)	c o m e <small>come on make envelopes</small> 
	one	Imagine you have a bag of sweets. You have one, but then you have another one and another one because.... one is.....often not enough	o n e <small>often not enough</small> 
	once	one + c = once	one + c = once
	friend	Turn 'ie' into 2 people who are friends (the same characters were used for the 'like' spelling mnemonic). Friends like each other.	f r i e n d s <small>Friends like each other.</small>
Summer 1	put	What's tricking you?	put What's tricking you?
	push		push
	pull		pull
	Full		full


Summer 2	school	Look at the tricky bit	school
	house	Sound out and look at the tricky bit	house
	what	The pirate tells you there is some treasure under your hat (you have no hat!). You say 'what hat'?	what 
	when	You are waiting for a hen to lay an egg. You say to her 'when hen'?	when 
	our	Sound out and look at the tricky bit	Our
	have	Look at the tricky bit - ve	have
	says	Link to 'his' mnemonic Sound out as s- <u>ay</u> -s	His mum says... His has an s and not zz. 
	because	Why do mummy elephants know when baby elephants want something? Because... big elephants can actually understand small elephants.	Why do mummy elephants know when baby elephants want something? Because... b e c a u s e 

Year 2

	Spelling	Mnemonic	Image
Autumn 2	door	Look at the tricky bit - /oor/ If you know how to spell 'door', you know how to spell 'floor' and 'poor'	door
	floor		floor
	poor		poor
	find	Look at the tricky bit - 'i' making /igh/. If you know how to spell 'find', you know how to spell 'kind', 'mind', 'behind' and 'child'	find
	mind		mind
	kind		kind
	behind		behind
	child		child
	children	child + ren	child + ren
	climb	'mb' makes the /m/ sound	climb
	most	'o' makes /oa/ Only one 'o' in only	
	only		
	both		
	old		
	cold		
	gold		
	hold		
	told		
	Christmas		We often pronounce it 'chrismus', so you can't hear the 't'. Show the word Christ which is contained in the word Christmas to help with this. • Pronounce the word as it is spelled ie Christ-mas. 'Mass' would usually have 'ss' on the end, so mark the 's' with just one star (as you'd get on top of a

		Christmas tree) to remind the children to just use one 's'. • Choosing the right grapheme for /k/ is tricky. Turn the 'h' into a house with a Christmas tree on the top to remind them of the need for this letter.	
Spring 1	every	every: Say as it's written ie ev/er/y.	ev-er-y.
	everybody	everybody: Rap: Ev/er/y/bod/y has just one 'd' (use letter name).	MP3 provided
	great	'ea' makes /ai/	<u>gr</u> eat
	break		br <u>ea</u> k
	steak		st <u>ea</u> k
	pretty	Turn 'e' into a pretty egg.	pretty
	beautiful	Say the beginning letters separately. Ensure to teach beauty as the root word, with the 'y' changed to 'i' when adding -ful	b-e-a-utiful
	after	'a' make /ar/	
	fast		
	last		
	past		
father			
Spring 2	class		
	grass		
	pass		
	plant		
	path		
	hour		

	move	You need just one 'o' (exercise ball) to prove you can improve how you move.	You need just one o to prove you can improve how you move. 
	prove		
	improve		
	sure	'Shhh, be sure of the sugar s'	 sure sugar
	sugar		
	eye	The word 'eye' looks like an eye-nose-eye	
could	oh you lucky duck	Oh You Lucky Duck! 'O U L D' words  could would should	
would			
should			
Summer 1	who	If you know how to spell 'to' and 'do', you know how to spell 'who'	to do who
	whole	There is a 'who' in 'whole'	<u>whole</u>
	any	Rap: any, many /e/ is 'a'	MP3 provided
	many		
	clothes		
	busy	busy bus (busy has the word bus hiding inside it)	busy bus 
	people	people eat oranges penguins lay eggs	people 
	water	Water oughta (ought to) have an 'a'.	

Summer 2	again	Pronounce as it's written eg /a/- g - /ai/ -n	again
	half		
	money		
	Mr	Show full spelling: Mister. Because it's a word we write a lot, people have made it shorter and we just use the 1st and last letters.	 Mister Mistress Mr Mrs
	Mrs	Show full spelling: Mistress. Because it's a word we write a lot, people have made it shorter and we just use the 1st, middle and last letters. OR Write Mr and add 's' as you can hear that on the end of Mrs.	
	Parents		
	even		
	laugh	laugh and u gets happy	l a u g h <small>laugh and u gets happy</small>