




Welcome to Burleigh Reception What is EYFS?





Burleigh Staff




Head Teacher	Mr Norman
Deputy Head Teacher	Miss Maxwell
Early Years Leader	Miss Osejindu
Reception Teachers	Miss Osejindu, Mrs Martin, Mrs Marino
Reception TAs	Mrs Sagir, Mrs Christodoulou and Ms Dizenzo




This PowerPoint is....

- ▶ To help you to understand the curriculum that your child will be covering in Reception.
- ▶ To understand how we teach in order to cover the requirements of the curriculum.
- ▶ To help you to understand our form of assessments and Learning Journals.
- ▶ To identify the key ways in which you can help your child at home and in school.



What is the Early Years Foundation Stage?

- ▶ The Early Years Foundation Stage (E.Y.F.S.) is the stage of education for children from birth to the end of the Reception year.
- ▶ It is based on the recognition that children learn best through play and active learning.



Reception Timetable

- Early work/ Fine motor skills
- Phonics groups
- Snack
- C.H.I.L – inside and outside
- Maths
- Lunch
- Topic
- Dough Disco
- C.H.I.L- inside and outside
- Story / songs
- Home Time



Routines and Procedures

- Uniform- all named please
- Outdoor – coats, wellies, sun cream, hats
- Water bottles – named and water only, no juice
- Book Bag brought to school every day
- Hair – tied back
- Jewellery - small studs only
- Medical – anything we need to know
- Collecting children at home time
- Dinners



What is the EYFS?



✚ Early Years Foundation Stage is the National Curriculum for children in Nursery and Reception.

✚ There are 3 Prime areas of learning:

- Communication and Language.
- Physical Development.
- Personal Social and Emotional Development.

✚ There are 4 Specific areas of learning:

- Literacy
- Mathematics
- Understanding the World
- Expressive Arts and Design

✚ All areas of learning are reflected inside and outdoors



PSED

Personal, Social and Emotional Development

- ✚ Making friends
- ✚ Learning rules
- ✚ Learning daily routines
- ✚ Learning about other cultures and respect
- ✚ Understanding boundaries
- ✚ Making good relationships with adults



PSED - How can you help?

- ✚ You can help by encouraging your child to use the toilet independently, wash their hands.
- ✚ Put on and fasten their coats, clothes and shoes.
- ✚ Eat with a knife and fork.
- ✚ Playing games which encourage sharing and turn taking will help your child to build their social skills.



PD

Physical Development

- Gross and fine motor skills
- ✚ Malleable resources (play dough and construction kits)
- ✚ Fasten shoes and coats
- ✚ Outdoor area, climbing frame
- ✚ Pencil control



Physical Development

How can you help?

- ✚ Give children time to run, jump, climb and play outdoors.
- ✚ Encourage children to take part in activities such as building, drawing, threading beads, or filling and emptying containers in the water.



CL




Communication and Language

- ✚ Stories
- ✚ Speaking
- ✚ Listening
- ✚ Role play
- ✚ Singing



CL – How you can help?


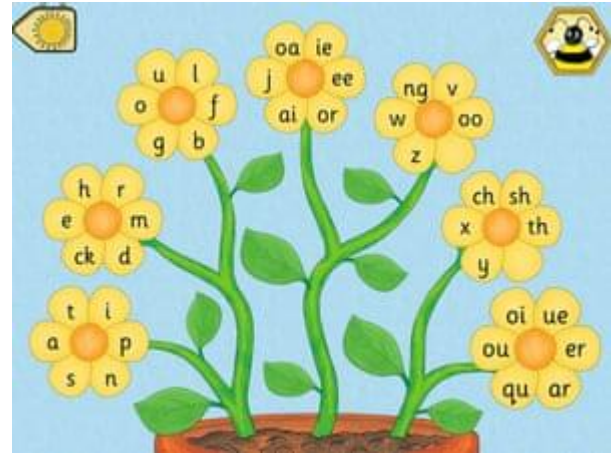
- ✚ Singing songs and nursery rhymes
- ✚ Taking time to listen to them talking about things they've done and answering their questions.
- ✚ Share books together everyday.
- ✚ Visit the library for story sessions.
- ✚ Asking for well-known stories to be retold in your child's own words.



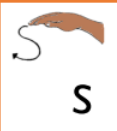








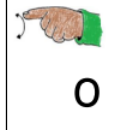














L - Literacy

Comprehension, Reading and Writing

- ✚ Phonics (Letters and Sounds)
- ✚ Reading books and retelling stories
- ✚ Learning vocabulary
- ✚ Recognising and writing own name
- ✚ Key reading and writing words
- ✚ Reading books and labels
- ✚ Independent mark-making.

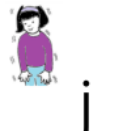













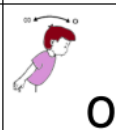











Phase 2 Sound Mat

 s	 a	 t	 p	 i	 n
 m	 d	 g	 o	 c	 k
 ck	 e	 u	 r	 h	 b
 l	 ll	 f	 ff	 ss	 z zz



Phase 3 Sound Mat


 j	 v	 w	 x	 y	 qu
 ch	 sh	 th	 ng	 ai	 ee
 igh	 oa	 oo	 ar	 or	 ur
 ow	 oi	 ear	 air	 ure	 er



Literacy – How can you help?




- ✚ Encourage formation of lower case and capital letters to write name and all letters of the alphabet.
 - ✚ Reading a range of books (stories, information books, newspapers, magazines, comics etc), encouraging your child to join in and talk about books.
 - ✚ Read daily and write comments about your child's reading in their school reading diary.
- Teach the letter 'sounds' known as phonemes to blend words together.



M - Mathematics



- # Counting
- # Subitising up to 5 (recognising quantities without counting)
- # Recognising and ordering numbers to 10
- # Number bonds to 10
- # Patterns within number
e.g. even and odd, halving, doubling, skip counting



- # Shape
- # Measuring





	1		4
	2		5
	3		6

Number Bonds to 10

<table border="1"> <tr><td>10</td></tr> <tr><td>0</td><td>10</td></tr> </table> <p> $0 + 10 = 10$ $10 + 0 = 10$ $10 - 0 = 10$ </p>	10	0	10	<table border="1"> <tr><td>10</td></tr> <tr><td>1</td><td>9</td></tr> </table> <p> $1 + 9 = 10$ $9 + 1 = 10$ $10 - 1 = 9$ $10 - 9 = 1$ </p>	10	1	9	<table border="1"> <tr><td>10</td></tr> <tr><td>2</td><td>8</td></tr> </table> <p> $2 + 8 = 10$ $8 + 2 = 10$ $10 - 8 = 2$ $10 - 2 = 8$ </p>	10	2	8
10											
0	10										
10											
1	9										
10											
2	8										
<table border="1"> <tr><td>10</td></tr> <tr><td>3</td><td>7</td></tr> </table> <p> $3 + 7 = 10$ $7 + 3 = 10$ $10 - 7 = 3$ $10 - 3 = 7$ </p>	10	3	7	<table border="1"> <tr><td>10</td></tr> <tr><td>4</td><td>6</td></tr> </table> <p> $4 + 6 = 10$ $6 + 4 = 10$ $10 - 6 = 4$ $10 - 4 = 6$ </p>	10	4	6	<table border="1"> <tr><td>10</td></tr> <tr><td>5</td><td>5</td></tr> </table> <p> $5 + 5 = 10$ $10 - 5 = 5$ </p>	10	5	5
10											
3	7										
10											
4	6										
10											
5	5										

Mathematics– How can you help?

- ✚ Counting, adding and subtracting anything and everything – counters, cubes, socks, cars, shopping, cutlery, fingers and toes!
- ✚ Talk about the shapes you can see in the environment
- ✚ Comparing things which are heavy and light or long and short
- ✚ Pointing out numbers all around
- ✚ Singing counting songs and rhymes



Nursery Rhymes and Songs - A to Z

[School Radio](#) > [Reception / EYFS](#) > [Nursery Rhymes and Songs](#)

100+ videos of traditional Nursery Rhymes with lyrics arranged alphabetically: The animal fair...to Humpty Dumpty...to Wind the bobbin up!
All videos include the words on screen and a lyric sheet to print out.



The animal fair

Watch and sing along to the video



[The animals went in two by two](#)

Watch and sing along with the video.



Baa, baa, black sheep


Baa baa black sheep

Watch and sing along to the video.



The bear went over


<https://www.bbc.co.uk/teach/school-radio/articles/zr88bdm>




The big ship sails



Humpty Dumpty



UW - Understanding the World



- ✚ Exploring and investigating
- ✚ Learning about other cultures, places, things that happened in the past and living things
- ✚ Learning about similarities and differences
- ✚ Learning about their local area
- ✚ Learning about the lives of people around them
- ✚ Outdoor area



Understanding the World – How can you help?



- ✚ Talk with your child about the places they go and things they see in the world around them
- ✚ Answering and asking questions - what if...? Why do you think...? How did you...?
- ✚ Letting children join in with everyday activities - washing up, cooking, shopping, helping in the garden...



EAD

Expressive Arts and Design

- # Role play
- # Art
- # Painting
- # Drawing
- # Dance
- # Music
- # Singing
- # Story
- # Imagination



Expressive Arts and Design– How can you help?



- ✚ Talk with your child about their imaginative play and join in if possible!
- ✚ Encourage them to be flexible in their thinking and use of materials and praising them for their efforts or ideas as well as the end product
- ✚ Singing songs



My Learning Journal

Child Initiated Learning

.....
This is me






Teacher: Miss Osejindu

Burleigh Primary School Reception

Class 2025 - 2026



1
A Moment from Home




P.E



- P.E. will be on a Monday afternoon. On this day your child should come to school wearing their PE kit.
- All jewellery needs to be removed and trainers or plimsolls should be worn. Please ensure trainers are Velcro and not laces.



Weekly Newsletter



1 | 2 | 4 | 6 | 8 | 10 | 12 | 14 | 16 | 18 | 20

 **Burleigh Primary School**
www.burleighschool.co.uk
September 28, 2018

Foundation Stage Newsletter

Our Learning

We have been

- Coming in independently
- Continuing to make friends
- Continuing to learn about our classroom and our outside area
- Enjoying our lunch and lunchtime routines
- Counting, recognising and ordering numbers to 10.
- Rhyming words
- Recognising and practising writing our names
- Learning the sounds s, a, t, p

PE

Please make sure all of your child's PE kit is **named**. Please remember that hoop earrings are not part of the school uniform. Studs only should be worn. These will also need to be removed on a PE day.

Our PE day is Thursday.

It is best to keep PE kits in school; we will send them home every half term for a wash.

Thank you

Miss Smith, Mrs ~~Atton~~ and Mrs Marino

News

Phonics Books

This week you will find a phonics book in your child's book bag. This will have the sounds we have learned each week. Please practise saying and writing these sounds each day. Please make sure the phonics books are kept in book bags and brought into school each day.

Reminder - Naming clothing

Please can we remind you to label **ALL** of your children's **clothing**. We have already had new cardigans / jumpers go missing, and without any names in, it can be impossible to relocate them.

Photos for next week

Please could you bring in on Monday a family photo and a picture of your child when they were a **baby**. As our topic is 'All About me' we will be focussing on our families and how we have changed. Please make sure these are in a **named** envelope.

Homework

This week's homework is.....

To talk about their week at school.

- Who are their friends?
- What did they enjoy doing?
- Practise the sounds in their phonics books.



Burleigh Primary School

Bloxhouse Lane, Chesham, Herts, EN8 9DP



Communicating with you.



The advertisement features a hand holding a smartphone displaying the Schoolgateway app interface. The interface lists various school-related items: Attendance (91.1%), Timetable, Payments, Behaviour (80 points), Achievement (100 points), and Student Details. To the right of the phone is the Schoolgateway logo, a white square with a blue infinity symbol. Further right are two black buttons: 'Available on the App Store' and 'GET IT ON Google Play'. The background is light blue with a white circular graphic behind the phone. At the bottom, a dark teal banner contains the text 'Schoolgateway' and 'Keeping up with what's going on at school is easier than ever'.

Schoolgateway Keeping up with what's going on at school is easier than ever

You can click on this link to download the app

<https://login.schoolgateway.com/0/auth/login>



Date for Diaries

Reading Meeting

Wednesday 22nd October - 2:30pm -
3.10pm

All you need to know to help support
your child to read at home

THE MORE
THAT YOU READ,
THE MORE THINGS
YOU WILL KNOW.
THE MORE THAT
YOU LEARN,
THE MORE PLACES
YOU'LL GO

- Dr. Seuss



School Website


Every year group has its own section on the school website.

In here you will find:

- **Information about the year group**, including this PowerPoint
- **Weekly Newsletter** - overview of weekly learning
- **Our Work** - photos of work completed in class or trips and workshops
- **Phonics** - information to help you support your child
- **Useful Information** - signposts to useful websites or resources
- Letters specific to EYFS




Whole-school Approach to Food



- Please complete this survey! We want to gather views on nutrition here at Burleigh.



Are there any questions?



Thank you for your
time today.

