

# Year 5

## Year 5 Homework Sheet

Tuesday 5<sup>th</sup> May 2026 - Friday 8<sup>th</sup> May 2026

### Reminders

PE kits to be worn on **Wednesdays** and **Fridays**.

### Reading



Please ensure your child reads at least 3 times a week and that this is recorded in their reading record. **Reading records** must be handed in on **Thursday**.

### Spellings



Spelling test will be on **Thursday 7<sup>th</sup> May**.

See separate sheet for this week's spelling investigation on hyphenated words.

Please practise these **BONUS** words which we have used in class.

**Challenge - Find out the meaning of your spellings and put them into sentences.**

particular

possession

pressure

quarter

reign

remember

### Times tables

A.  $11 \times 4 = \underline{\quad}$

B.  $9 \times 7 = \underline{\quad}$

C.  $10 \times 12 = \underline{\quad}$

D.  $22 \times 3 = \underline{\quad}$

E.  $44 \times 2 = \underline{\quad}$

F.  $12 \times 9 = \underline{\quad}$

G.  $10 \times 10 = \underline{\quad}$

H.  $33 \times 2 = \underline{\quad}$

I.  $2 \times 55 = \underline{\quad}$

J.  $2 \times 22 = \underline{\quad}$

K.  $20 \times 5 = \underline{\quad}$

L.  $30 \times 6 = \underline{\quad}$

M.  $40 \times 7 = \underline{\quad}$

N.  $50 \times 9 = \underline{\quad}$

O.  $90 \times 8 = \underline{\quad}$



Spelling practice space if needed




**English:** In English, we have been looking at how we can use a colon in a sentence to separate information which is closely related. Insert the colons correctly in the sentences below. Remember what comes before the colon and what comes after the colon must make sense on its own.

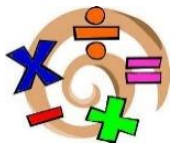
Tick one box to show the correct place for a colon in the sentence below.

Tom needed to think carefully about his homework it  
 ↑                       ↑                       ↑  
 looked very difficult.  
 ↑

Insert a colon in the correct place in the sentence below.

Joshua had mastered two new skateboarding skills he could do a perfect aerial jump and execute a complete 180 degree turn.

**Challenge:** Write a sentence of your own using a colon.



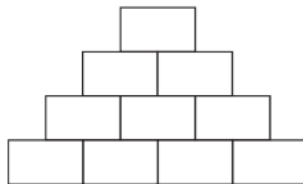
**Maths:** This week in Maths, we have been focussing on multiplication.

**Challenge:** Have a go at this multiplication pyramid problem.

Put the numbers 1, 2, 3 and 4 in the bottom row of this multiplication pyramid in any order you like.

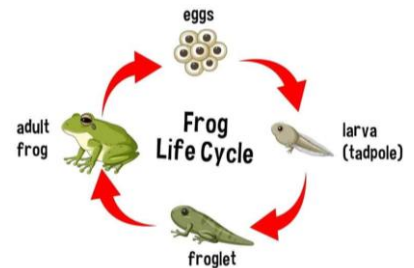
What different numbers can you get on the top of the number pyramid? How can you make the largest number?

Explain your reasoning.



**Foundation Subject**

**Science:** This week, we have been looking at complete and incomplete metamorphosis and life cycles. We have also been observing what is happening with our pet caterpillars.



**Challenge:** Tell someone at home what complete metamorphosis is.



**Half Term Project**

Create a piece of art (art, painting, drawing, sketching, poetry, photography, sculpture) that shows off your chosen theme. There are 6 themes to choose from. Winning entries will provide a good response to one of the 6 themes, and judges will be asking 'Is it original?' 'Is it well crafted?'

Entries in by Friday 3<sup>rd</sup> July complete with child's name, class and chosen theme. Each entry needs to have a few sentences/ a short paragraph (no more than 400 words) explaining what inspired the spirited art entry. Parents can help write this.

See separate sheet for more details.

Have a lovely weekend!

Mrs Middleton and Miss Mac ☺