

Year 5

Year 5 Homework Sheet

Monday 18th May 2026 - Friday 22nd May 2026

Reminders

PE kits to be worn on **Wednesdays** and **Fridays**. In the first week back after half-term, we will be doing our art topic 'habitat haberdashery'. For this, we ask if you could please bring in a couple of cereal boxes. Thank you!

Reading



Please ensure your child reads at least 3 times a week and that this is recorded in their reading record. **Reading records** must be handed in on **Thursday**.

Spellings



Spelling test will be on **Thursday 21st May**.

We will now be reviewing all the different spelling rules from this year. All the spelling homework sheets are on the school website so look back over the activities and rules we have focussed on this year, ready for a mixed spelling test.

Challenge - Find out the meaning of this BONUS spellings and put them into sentences.

separate

strength

surprise

through

various

women

Times tables

1) $11 \times 12 =$

2) $12 \times 3 =$

3) $9 \times 12 =$

4) $12 \times 2 =$

5) $12 \times 12 =$

6) $1 \times 12 =$

7) $12 \times 7 =$

8) $12 \times 4 =$

9) $12 \times 0 =$

10) $12 \times 5 =$

11) $10 \times 12 =$

12) $12 \times 12 =$

13) $1 \times 12 =$




Spelling practice space if needed

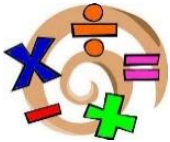


English: This week, we have continued to look at our book, *The Lost Book of Adventure* by Teddy Kean. We have created our own survival guide for our desert island, using the features we have learned! These include colons, relative clauses and bullet

points.



Challenge: Write 5 things you would pack for an adventure. Explain why you would take those 5 things!




Maths: Have a go at these arithmetic style questions.

1.	$457 + 100 =$	5.	$\frac{7}{8} - \frac{3}{8} =$	9.	$5 \times 7 \times 3 =$
2.	$164 - 80$	6.	$4527 + 3298 =$	10.	$462 \times 8 =$
3.	$88 \div 4 =$	7.	$6173 - 366 =$	11.	$3.4 + 0.9 =$
4.	$\frac{1}{7} + \frac{5}{7} =$	8.	$6 \times 7 =$	12.	$45 \div 10 =$



Foundation Subject

D&T: Next week we will be designing and making moving toys using a wooden structure and CAMS. Start thinking about what theme your moving toy will have. Look at some of these examples for inspiration. Remember to bring in old milk bottle tops too!



Half Term Project

Create a piece of art (art, painting, drawing, sketching, poetry, photography, sculpture) that shows off your chosen theme. There are 6 themes to choose from. Winning entries will provide a good response to one of the 6 themes, and judges will be asking 'Is it original?' 'Is it well crafted?'

Entries in by Friday 3rd July complete with child's name, class and chosen theme. Each entry needs to have a few sentences/ a short paragraph (no more than 400 words) explaining what inspired the spirited art entry. Parents can help write this.

See separate sheet for more details.

Have a lovely half-term break!

Mrs Middleton and Miss Mac ☺